



# DRAGON NEWS<sup>©</sup>

VOLUME 1 ISSUE 2

JULY 1997

DRAGON NEWS IS PUBLISHED BY THE NORTHERN OHIO VARANID ASSOCIATION

## IN THIS ISSUE

- FROM THE EDITOR: APATHY IN HERPETOCULTURE PART II** PAGE 2
- Notes on the Roti Island Tree Monitor, *V. timorensis***
- rotiensis*, in Captivity.** By John Hogston PAGE 3
- Back to the Rainforest. A Visit with Mark Chase and the Varanids at The Cleveland Metroparks Zoo.** By John Hogston PAGE 5
- Care Sheet for the Savannah Monitor** By Mark Bayless PAGE 7
- Vet's Office: Savannah Monitor Case** By Mark D. Butler, D.V.M. Animal Care Unlimited. PAGE 10
- The Monitor Lizards of Africa: A Pan-African Checklist**
- Part I: Algeria** By Mark Bayless PAGE 11
- Monitor and Tegu artwork:** By N.O.V.A. Member Jackie Hixon PAGE 13
- Considerations** PAGE 14
- Classifieds** PAGE 15
- Parting Shot** PAGE 16
- Membership Info.** PAGE 17

THE NORTHERN OHIO VARANID ASSOCIATION  
IS DEDICATED TO THE UNDERSTANDING AND CARE OF CAPTIVE  
MONITOR LIZARDS.

## THE N.O.V.A. OFFICERS AND DRAGON NEWS STAFF

JOHN HOGSTON—PRESIDENT/MANAGING EDITOR

MARK BAYLESS—VICE PRESIDENT/CONTRIBUTING EDITOR

CHUCK VORACEK—ADVISOR

MARK CHASE—ADVISOR

ANIMAL CARE UNLIMITED—DONALD L. BURTON, D.V.M., MARK D. BUTLER, D.V.M.,

LANI A. STEINHOFF, D.V.M.—VETERINARY ADVISORS

JACKIE HIXON—ILLUSTRATOR

### FROM THE EDITOR

## Apathy in Herpetoculture Part II

By JOHN HOGSTON



It's summer again here in the northern hemisphere. The trees are lush, flowers are blooming, and the fish are running. It's also when the retail reptile selling season begins in earnest. Both children and adults scour their neighborhood pet stores for that special little animal that they can shower with affection. Some of these people will come to a crossroads in their quest for that special pet. They may have had intentions to buy a few fish or a bird or a fuzzy little creature of some sort, but out of the corner of their eye they notice a few small prehistoric-looking lizards. "Wow! These are cool looking!" is usually the initial reaction. The adrenalin starts pumping when realization sets in that they can "possess" one of the cool-looking prehistoric beasts! The excitement builds as the consumer visually examines the small Savannah and Nile monitors available at that store (at this point the consumer is fearful to handle their potential pet, but they have to have one anyway). The pet store clerk is very knowledgeable and assists the customer in picking out a nice looking young Savannah monitor.

The store clerk advises the giddy customer on all the necessary additional purchases required to adequately maintain their new pet, all of which the consumer eagerly buys. At the register, the clerk provides the customer with a care sheet for their new charge.

-The customer can't get home fast enough!-

Once at home, the Savannah enclosure is set up nicely with good looking and functional cage furniture. Appropriate lighting and heating are also provided for. The animal is also treated to its first meal of pinkies and crickets.

For the first couple of weeks the monitor owner interacts with his new pet, handling it frequently and feeding it regularly. "Wow, what a life!" thinks the Savannah monitor in its own saurian little way. Then one day, not too long after the initial excitement fades, the animal is left to fend for itself more and more each day until it finally dies in a feces encrusted enclosure with foul water and a burned out heat lamp.

The sad thing is that the person who bought the monitor and all the extras is not even phased about the unfortunate demise of his pet. This person is almost relieved, as if a burden has been lifted. **SICK!!!**

This may be an extreme example, but unfortunately it happens more often than anyone realizes. People should realize that they are the only means of survival for these animals! If anyone feels that they may not keep the animal for that long, they should make arrangements with someone ahead of time to take care of the animal after they get tired of "it".

I guess it really comes down to "The easier something is to acquire, the less value it has". Maybe if consumers had to take a test or even participate in a class before they could purchase a monitor lizard, it might discourage a lot of potential impulse buyers from obtaining these magnificent creatures.

What can we do about this problem?

Please let us here at N.O.V.A. know what you think!

HAPPY MONITORING!





# Notes on the Roti Island Tree Monitor, *V. timorensis ssp. (rotiensis? we'll see.), in Captivity.*

By John Hogston



Roti island located at 10 50S 123 0E

Over the last year or so, a very striking tree monitor has been trickling into the market. This animal resembles the Timor monitor, *V. timorensis*, in body shape and size but not in pattern or coloration. This author received a pair (1.1) under the name of "Blue Timor" from a dealer in California. I must say that I did not quite know what to expect when I bought them. All I knew was that these animals were from Roti island, just off the coast of Timor island, and that these "Timors" were supposed to have blue spots. Let me tell you that when I opened the bag to release these monitors into their enclosure, I nearly fell over! The animals that emerged from the bag were beyond my wildest expectations! There they were, a pair of 12 inch Roti island tree monitors frolicking in my house!

The first thing that I noticed was the coloration and pattern of both of these animals. They had a reticulated pattern of strongly ocellated rows running from the back of the head to the base of the tail which then blended into broken bands from the base of the tail to the tip of the tail (dorsum). The ocelli that are from the back of the head to approximately middorsum are bright blue with a black outer ring and center. The ocelli from middorsum to the base of the tail blend from a light blue with black rings and centers to yellowish-brown rings with black rings and centers. There are groups of small scales that form salmon colored bands in between the ocellated rows all the way from the base of the head to the base of the tail. The front legs and the back legs are bright yellow with black bands. The lower labials have 6 to 7 vertical bars of a coppery/bronze color. There is a distinct temporal band, again in the coppery color, that is outlined in a creamy white. The nostril is round and nearer to the tip of the snout than the eye. The ventrolateral pattern is of a intermittent creamy white and salmon colored vertical bands. The venter of these animals has a creamy white color intermixed with copper spots and bands none of which really connects midventer.

This insular species is skittish to say the least. They will duck for cover under logs at the first sight of movement. The two animals that this author has are not aggressive in that they have not attempted to bite while they were being handled. I would like to note that once I captured an animal to examine it or photograph it, it calmed down very quickly in my hand and did not struggle at all.

The two animals make use of a log that has been hollowed out by ants and other animals. Their coloration all but completely hides them in the crevices and under the bark. Vines, stumps, hide boxes, and various rock crevices are also provided, but both of them exclusively utilize the hollowed out log as their refuge.

Water is present at all times in the enclosure. I also mist the cage furniture a couple of times a day to increase humidity levels. I would like to note also that the original water container was a pinkish colored tupperware (R) bowl, which neither animal frequented. A few days later I exchanged that water bowl with a white plastic bowl and that same day I noticed signs of them using it ( water splashed on the substrate adjacent to the bowl, dust from the log that had been washed off of their bodies, and a small amount of feces ).

As of this writing the two Roti's are eating pinkie mice, crickets, and cooked shrimp of appropriate size.

At this time the two animals are acclimating well to captivity, but they are not being handled to help facilitate their acclimation.

In an upcoming issue I will present more data on this subspecies (once I feel comfortable that the animals have acclimated).

Also look for future articles on *V. t. timorensis*, *V. similis*, and *V. scalaris*.

-If you feel confused about the entire timor complex of monitor lizards, you are not alone! There needs to be some genetic testing done to see what animals belong where.-





## Back to the Rainforest. A Visit with Mark Chase and the Varanids at The Cleveland Metroparks Zoo.

By JOHN HOGSTON

On a beautiful warm sunny day in June, I had the great fortune to talk to Mark Chase. Mark is an Animal/Reptile Keeper at the Cleveland Metroparks Zoo. He has been there for ten years and has worked in the Rainforest facility since its opening five years ago. Mark was kind enough to take time out of his busy schedule to talk to me about the varanids in his care at the zoo and to give me a "behind the scenes" tour of the animals on and off display in the Rainforest facility.

### JUST TO GIVE A LITTLE BACKGROUND ON MARK-

Mark has been a Northern Ohio Association of Herpetologists (N.O.A.H.) member for the last seventeen to eighteen years. His early herp interests included Kingsnakes, Ratsnakes, and desert lizards of the U.S. . Indonesian Varanids and arboreal pit vipers are his current interests.

Our first stop on the tour was the Komodo Dragon, *V. komodoensis*, exhibit. The Cleveland Zoo has two Dragons, which were clutchmates born at the Cincinnati Zoo. "Rex", the animal currently on display in the "Thunderstorm" exhibit, was born on January 30, 1994. "Loki", the other Dragon, was born on February 7, 1994 and is kept off-exhibit in a holding area behind the main exhibit. Sex has not officially been determined in the two animals, although a research intern thought she saw Loki evert a 2-3" hemipene. Loki is also larger and has a faster growth rate than Rex, even though Rex is the older animal. It is interesting to note that when these animals were maintained together in the main exhibit, they each displayed unusual behavior. Rex would climb up the 12' artificial mangrove tree and stay there for long periods. One night Rex scaled the tree to get to the rafters above only to be found above the American Crocodile exhibit the next morning. Loki would spend all day in the exhibits "moat". Loki also showed some mounting behavior towards Rex. Rex displayed submissive behavior during mounting.

While we were with the Komodos, Mark decided it was a good time to weigh them. He weighed Rex first. Rex was 21.5 lbs.. Loki weighed in at 26.3 lbs..

-I would like to note that neither Rex nor Loki objected to being handled or restrained during the weighing process -

I asked Mark if he had ever been bitten by either Komodo. He replied that in fact he had only been bitten once and that was by Loki (as a yearling) during a feeding response. Mark also commented that he did not get a bacterial infection from the bite.

After the Komodos were weighed and put back in their respective enclosures, we moved on to the subject of feeding. At this time Mark feeds the Komodos 2 adult rats each twice a week.

Eventually, with their tremendous growth, both of these animals will need substantially bigger enclosures. At this time Zoo officials are discussing options. Hopefully a new exhibit will be constructed with access to natural sunlight/photoperiod. We'll see.

Our next stop was a Water Monitor, *V. salvator*, that was kept off exhibit in the crocodile holding area. "Wild Thang", as he is called, was acquired in December of 1992. This animal is a massive and belligerent representative of its species. It took some prodding, but Mark was able to get "Wild Thang" to pose for a couple of pictures. This Water monitor is fed 1 to 2 adult rats per week depending on the amount of weight gain (he has been on a diet). The Water monitor that the zoo has on exhibit is a male known as "Fat Boy". He was captive hatched at the Ft. Worth Zoo in May of 1985 and was donated to Cleveland in April of 1993. The Water monitors were not doing much that day (as usual) so we moved on to the Dumeril's monitor, *V. dumerilii*, enclosure.

The Dumeril's monitors have a nice looking riparian habitat with fairly equal amounts of land and water. There are also numerous logs and other refugia for the monitors to feel secure. The Cleveland Zoo currently has two Dumeril's monitors, which were acquired from Glades Herp in late 1993. One animal is a confirmed male (by hemipenial eversion on 11/1/96). Both animals are of good weight (approx. 4lbs. ea.) and feed eagerly. Mark has a very unique feeding technique with these animals, the likes of which I have never seen. He has them conditioned to feed to the sound of a brass fishing bell! Pavlov would be proud! Mark opened the enclosure door and the two monitors did not pay any attention to him. But, as soon as he rang the bell, those two Dumeril's monitors were fighting tooth and nail to get to the enclosure doorway. They were literally sitting there like two dogs begging for table scraps. Mark didn't disappoint them. He gave them a couple of crayfish each, which they took to a secluded area to eat. Typically, Mark feeds the Dumeril's monitors 2 to 3 appropriate sized mice each twice a week and an occasional crayfish or goldfish when available.

The visit with the Dumeril's monitors prompted a conversation on internal parasites in varanid lizards. As a general rule, the monitor lizards at the Cleveland Zoo have fecal exams to detect internal parasites four times a year or more if a problem is suspected in an animal. Fecal exams and other medical services are rendered by veterinarians Dr. Iewandowski and Dr. Bonar.

Mark and I made our way back to his office after the visit with the Dumeril's monitors. We sat around and talked about fishing and how it seems like we never get a chance anymore. Lastly, I asked Mark what a typical day was like for him. In the morning, before the building opens, he checks on the collection on exhibit and reserve for problems, births, etc. A cup of coffee usually figures in around this time. He then mists the tropical animals that don't drink from standing water. He feeds the animals that are scheduled to be fed that day and gets food ready for the next days feedings. Sometime during the day Mark will service the biological and mechanical water filters. Lunch and dinner are usually lumped together and squeezed in somewhere.

Our meeting ended with a joint resolution to "wet a line" as much as possible.

#### IN CONCLUSION

I would like to thank Mark Chase for taking the time out of his busy schedule to meet with me and give me the in depth tour that he did. I would also like to thank him for the many photo opportunities. The varanids at the Cleveland Zoo are in good hands!

I would like the readership to know that Mark is a N.O.V.A. member/advisor and to look for future tidbits from him in the future!





CARE SHEET FOR THE SAVANNAH MONITOR LIZARD  
(*Varanus exanthematicus* Bosc, 1792)

By Mark K. Bayless

**HISTORY**

This species is also known as Bosc's monitor, grassland monitor and savannah monitor lizard.

This species was first described by Louis-Augustin-Guillaume Bosc d'Antic (1759-1828) in 1792. The species name, 'exanthematicus' was given to this lizard to describe the brown, blotchy appearance of the dorsal pattern of this varanid.

**DISTRIBUTION**

This species is indigenous to West Africa, known to the forest mosaic grasslands from Senegal to Lake Chad in eastern Nigeria. There is also a population of this species in N.E. Sudan and possible Ethiopia, along the Blue Nile River.

**DESCRIPTION**

Both hatchling and adult forms appear very similar to one another in color and pattern. Both have a beige to brown colored dorsum, with a eye-stripe from the rear of the eye down the shoulder and bending around the shoulder of the fore-legs. The dorsal pattern is a group of open-rings, from five to seven scales in size, and from brown, blue, or even pink in color. The rings are from the shoulders to the pelvic region. The ventral side is pale to light cream color in color.

The snout-vent ratio is approximately equal to the vent-tail-tip ratio, or 50:50 in ratio.

Captive Hatchling(s) may grow from  $\frac{1}{4}$  to  $\frac{1}{2}$  inches per-month, depending on their (balanced) diet. Adults reach full size from two to three years, reaching about three feet in total length. This author has seen adults of four, five and even six feet in total length, but such specimens are extremely rare.

## HOUSING

Savannah monitors should have a cage as large as space will allow. The guidelines here will be the minimum requirements for captive animals. Babies and juveniles can be maintained in an enclosure approximately the size of a 40 gallon aquarium to allow for the rapid growth in their first year of life. Adult Savannah's will do well in a cage approximately 1.5 to 2 times the length of the animal. The cage must be deep enough to allow the monitor to turn itself around. These monitors will readily climb sturdy branches if they are provided, especially if the branch is located under a heat lamp. I would suggest a minimum of 24 inches of vertical space. When dealing with these monitors, or any monitor lizard for that matter, it's always better to err in the animal's favor.

## SUBSTRATE AND CAGE FURNITURE

The cage can be lined with any number of materials. Newspaper is inexpensive and easy to remove and replace. Topsoil, wood mulch (not cedar!!!) and pine bark nuggets may also be used, but take a little more time to maintain. Monitors will often defecate in the water. It is very important to keep the animal's water clean! Water needs to be changed daily. The cage in general should be cleaned as needed, with a good overall cleaning weekly.

Branches and a hiding place should also be provided for the Savannah monitor. Monitors dig burrows and usually retreat to these burrows at night. The hide box (burrow) can be a large plastic "shoe box" with a lid (the deeper the better). The box can be filled to the top with aspen shavings or any number of other materials (not cedar!!!). The lid should have a hole cut in it to allow the monitor access to its "burrow".

## ENVIRONMENTAL

Daytime temperatures for the Savannah monitor should be between 82°-92°f with a basking spot temperature of 95°-110°f. Night time temperatures should be 73°-84°f. These temperatures should be maintained year round. Having a couple of well placed thermometers in the enclosure are suggested. This will allow you to keep an eye on cage temperatures. Heat can be provided during the day by an incandescent light above and outside of the cage (wattage will depend on ambient room temp.). A full spectrum fluorescent light will enhance colors and aid in the monitor's ability to metabolize calcium.

**ALWAYS REMEMBER TO WASH YOUR HANDS WITH A GOOD ANTIBACTERIAL SOAP AFTER HANDLING YOUR MONITOR OR CAGE FURNISHINGS!!!**



## TEMPERAMENT

One of the reasons this species is so often in demand by the pet-trade market is its docility and demeanor. Subadult specimens may bite with greater frequency, but over-all, this species tames down very quickly, making this species very desirable for those persons who desire and 'exotic "pet"' (note: NO reptile should be considered a 'pet', as they are not inclined to respond to a humans behavior as a dog, or cat would behave).

## HEALTH CONCERNS

This species is a hardy captive, willing to prey upon insects, small mammals (mice, rat juveniles), birds and their eggs, and even carrion. This species is predominantly insectivorous, but a variety of prey items should be offered on a daily basis (for hatchlings), twice-a-week for adults. Water should be offered to this species on a daily basis.

Wild-caught adults are frequently imported with ticks and endo-parasites on/in them. These parasites should be removed with medication given you by your veterinarian.

## SEXING

To-date, there are no invasive methods for sexing varanids that has any accuracy associated with it. It is not recommended that invasive methods be used in sexing any varanid species. It has been recently suggested that 'sonograms' can and have been used successfully with a high degree of certainty with respects to the varanids sex, and is a non-invasive method for sexing these lizards. Consult a veterinarian for such sonogram techniques.

## RECOMMENDED READING

- Balsai, Michael. 1992. The General Care and Maintenance of Savannah Monitors and other popular monitor species. Advanced Vivarium Systems, Lakeside.
- \_\_\_\_\_. 1997. General Care and maintenance of Popular Monitors and Tegus. Ibid.



## VET'S OFFICE

### Savannah Monitor Case

By Mark D. Butler, D.V.M.

Animal Care Unlimited

2665 Billingsley Rd. Columbus, Ohio 43235

A young (82 grams) Savannah Monitor was presented for a routine check up along side another pet which had multiple problems. The owners had acquired the monitor a little over a month previously. They felt it was doing well. It was eating pinky mice and crickets (which were raised on vitamin enriched food). The pet was shedding at the time of presentation, but the physical exam was otherwise unremarkable. Routine laboratory tests were recommended and discussed:

- 1) Fecal exam (float, smear and gram stain)
- 2) Complete Blood Count (CBC-red cell and white cell evaluation)
- 3) Fecal culture and sensitivity (includes Salmonella testing)

The owners were more concerned with the other pet at the time, so the tests were declined for the monitor.

Approximately one month later, the monitor was presented for inappetence of about one week duration (it had previously been eating daily). The monitor now weighed 98 grams and the tip of several toes were missing from apparent strangulation injuries. The tip of the tail looked as if it might be lost as well. The owners had already identified the problem and removed a towel from its environment, threads from which were probably causing the injuries.

At this time, we pursued the above mentioned diagnostics. The results of the fecal smear were available immediately. The monitor was positive for *giardia* (a protozoan parasite). We treated for the *giardia* and started on antibiotics because of the concern for infection associated with the injuries to the tail and toes. We also dispensed a can of Prescription Diet (R) A/D for force feeding as needed.

The fecal float came back later in the day. It was positive for roundworms for which medication was dispensed.

The CBC came back the next day. It was fairly normal. The fecal gram stain came back with lots of gram negative rods (bacteria) and we eventually cultured both *E. coli* and *Salmonella*. Fortunately, both of these organisms were susceptible to most antibiotics, including the one we had already dispensed.

This monitor's symptoms may have been mainly due to the strangulation injuries and secondary infection. However, roundworms and *Salmonella* can be serious problems in and of themselves. *Giardia* is often considered nonpathogenic in most reptiles, but it can be a serious zoonotic concern (as is *Salmonella*). Furthermore, even seemingly nonpathogenic organisms may be a problem when other stressors are involved, such as all those associated with captivity and all the things found in this case.

This case is a relatively simple one which just underlies the importance of laboratory tests as part of a routine check up, especially in a recently acquired pet.





THE MONITOR LIZARDS OF AFRICA - A PAN-AFRICAN CHECKLIST  
Part I: ALGERIA  
By Mark K. Bayless

This multi-part series will examine country by country the monitor lizards that live within the particular country discussed. Some segments will be short, while others may take up several parts within themselves (e.g. Republic South Africa).

The African continent covers approximately 12 million square miles (including Madagascar and adjacent islands) of area. The length north to south is 4,980 miles, and east to west is 4,840 miles. The surface of the African continent is primarily plateau, diversified with mountain plains, great rivers, and the largest desert on the planet, the Sahara.

There are only four living species of monitor lizards that live on this continent, with a fifth species residing in the nearby, Republic of Yemen. The species discussed are the savannah monitor (*Varanus exanthematicus*), desert monitor (*V. griseus griseus*), Nile monitor (*V. niloticus niloticus*), forest Nile monitor (*V.n. ornatus*), white-throat or Cape Leguaan (*V. albigularis*), and Yemen monitor (*V. yemenensis*) of Yemen.

Recently, a 14 million year old varanid fossil was found on Rusinga Island, in Lake Victoria, Kenya, and is the Rusinga monitor (*V. rusingensis*). I will discuss this species when the country of Kenya is discussed.

### Algeria

Algeria lays in northwestern Africa, along the Mediterranean Sea, Algeria is the second largest country on the continent, with an area of 919,592 square miles. The Sahara Desert comprises 80% of the total area of this country.

The coastal region has a pleasant climate, with winter temperatures ranging from 50°F - 54°F, and average summer temperatures ranging from 75°F - 79°F. Rainfall is plentiful, from 15 - 27 inches per-year. Further inland, the climate changes, with winter temperatures from 39°F - 43°F. In the

Sahara, temperatures range from 13°F - 93°F, with extreme temperatures reaching 120°F! Winds are regular and violent, with rainfall irregular and distributed unevenly.

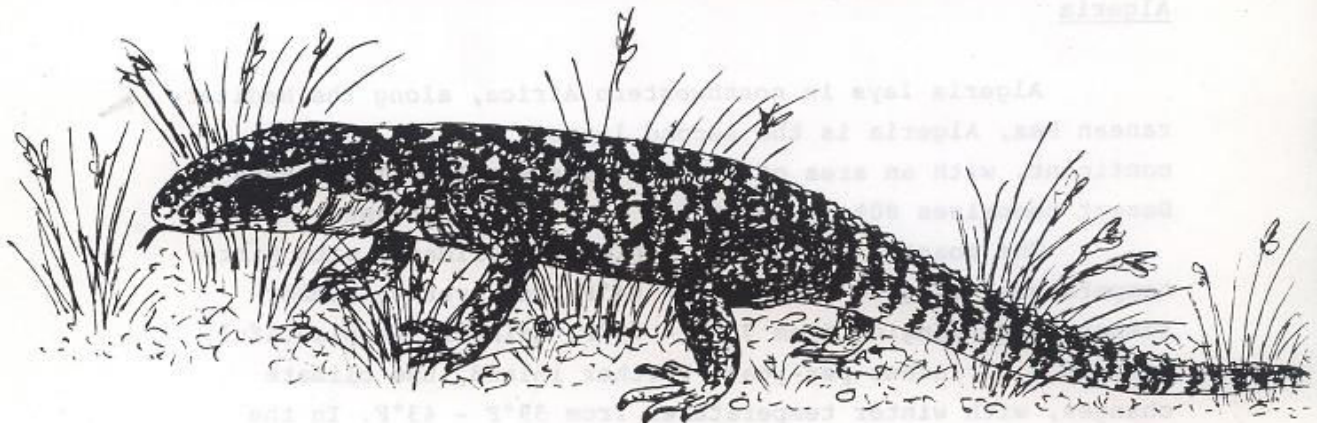
The desert monitor (*V.g. griseus*) is known to this country, primarily in the coastal regions, but may also be found in the interior, near the Atlas mountains. It may be found at the few oases that are spread thinly across this country's interior. This species may be found where rainfall is less than four inches per-year, where wet sandy regions predominate (the 'wet' is due to dew in the morning hours, that the lizards drink from) (Mertens, 1942c; Papenfuss, 1969; Schmidt, 1919).

A more detailed account of the pan-African varanids is currently in preparation, of which this is a small segment of, involving over 1800 locations, with 300+ references! If you have any locality data, photographs/slides, and/or habitat data regarding any African varanid, please contact this author. Thank you.



#### Literature Cited

- Mertens, R.F. 1942(c). Die Familie der Warane (Varanidae). Abh. Senckenb. Naturf. Ges. 466:235-391.  
Papenfuss, T.J. 1969. Preliminary analysis of the reptiles of arid central west Africa. Wasmann J. Biol. 27:249-325.  
Schmidt, K.P. 1919. Contributions to the herpetology of the Belgian Congo based on the collection of the American Congo Expedition. Bull. Amer. Mus. Nat. Hist. 39:385-624.






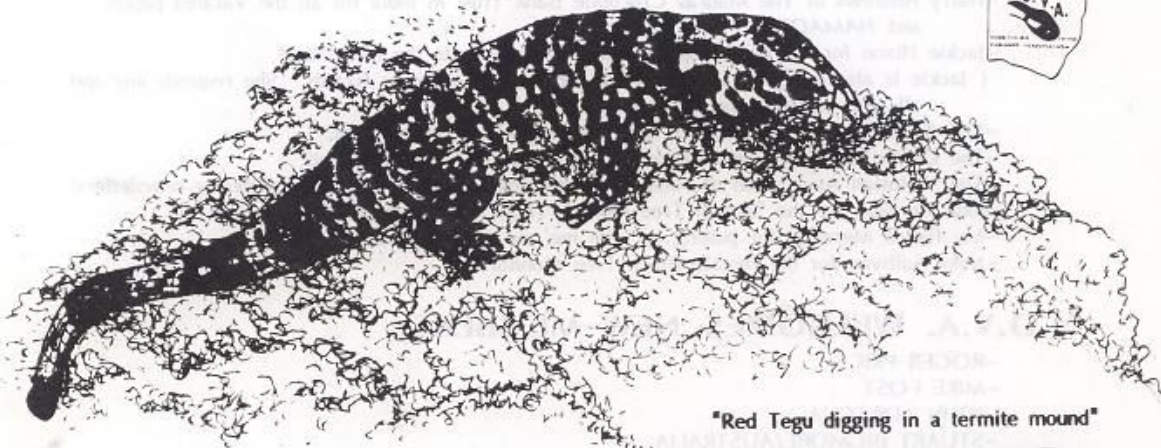
ARTWORK BY N.O.V.A. MEMBER JACKIE HIXON

In this and future issues you will notice line drawings by Jackie dispersed throughout the newsletter. The drawings will be there to spruce up the newsletter. Thanks, Jackie!

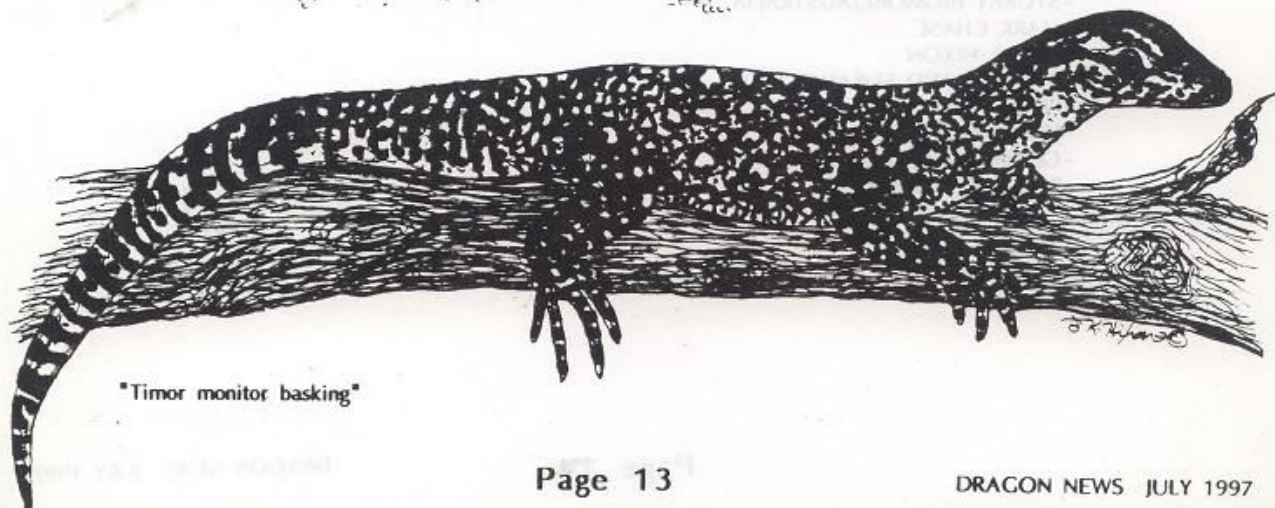
"Dumeril's monitor having dinner on the beach"



"Red Tegu digging in a termite mound"



"Timor monitor basking"



# CONSIDERATIONS

Ohio members—Do you guys want to have any meetings? If you have any interest at all, please let us know!!!

Yearly symposium?

Send in those housing and husbandry tips/tricks!

Send in your Varanid/Tegu pictures for a membership yearbook we are thinking about doing!

N.O.V.A. is putting out the call for varanid/tegu propagation successes and failures.

N.O.V.A. would like to thank the following people:

- Pete Zupich for the fantastic White Throated Monitor pictures!
- Roger Price for the Timor, Salvator and Dumeril's pictures!
- Mike Fost for passing out newsletters down his way!
- The "Columbus Crew" : Helen Benton and the folks down at Animal Care Unlimited for their time and effort!
- Harry Andrews of The Madras Crocodile Bank Trust in India for all the Varanid papers and *HAMADRYAD* issue he sent us!
- Jackie Hixon for her eagerness to contribute artwork to the newsletter!  
( Jackie is also doing an article on the popularity of monitor lizards. She requests any and all opinions from the readership.)
- Phil Samuelson for his letter of understanding and encouragement!
- The Dutch Varanid Society for publishing N.O.V.A.'s advertisement!
- The Victorian Association of Amateur Herpetologists (V.A.A.H.) for distributing newsletters!
- John Adragna for the Spotted Tree Monitor (hope your move goes well, John!).
- My fiance Meredith for putting up with me and my obsession!
- Mike Sullivan for the female Black Tree Monitor!

## N.O.V.A. WELCOMES NEW MEMBERS:

- ROGER PRICE
- MIKE FOST
- JOHN ADRAGNA
- STUART BIGMORE/AUSTRALIA
- MARK CHASE
- JACKIE HIXON
- MATHEW AND SUSAN RODDA
- LARRY SHAVER
- JOHN SIVO
- GERRY SWAN/AUSTRALIA
- RODNEY WILLIAMS





## CLASSIFIEDS

THIS SECTION IS OPEN TO ALL N.O.V.A. MEMBERS WHO WANT TO BUY OR SELL VARANIDS, TEGUS, OR OTHER RELATED PRODUCTS. NON-MEMBERS CAN PLACE ADS AT A RATE OF .50 A WORD (NO MINIMUM). DEALERS CAN PLACE .25 PAGE ADS AT \$20, .5 PAGE ADS AT \$35, AND FULL PAGE ADS AT \$50. NOTE: N.O.V.A. IS NOT RESPONSIBLE FOR THE QUALITY OF THE MERCHANDISE OR ANIMALS IN ANY AD.

**FOR SALE:** F2 baby Timors. \$200 each. Contact Roger at (573)-637-2570.

**FOR SALE:** Captive-bred *Varanus dumerilii*, September '97 hatchlings, \$200. each. contact Mike at (770)-987-3933.

**FOR SALE:** Captive-bred Argus monitors, \$250. Captive-bred Timor monitors, \$275. Will consider trades. contact Patrick at (309)-662-2609.

**WANTED:** Acclimated female *V. similis*, and male *V. beccarii*. Contact John Hogston at (216)-327-9408 Ph/fax.

**WANTED:** Pictures, articles, funny and unusual stuff about any varanid or teiid. Contact N.O.V.A.

**WANTED:** Information to help improve husbandry techniques of New Guinean and Australian varanids. Contact N.O.V.A. if you would like to participate.



## PARTING SHOT

Komodo Dragon, Loki, of The Cleveland Metroparks Zoo, submits to being weighed.

Photo by John Hogston





# **NORTHERN OHIO VARANID ASSOCIATION**

## **MEMBERSHIP FORM AND QUESTIONNAIRE**

**N.O.V.A. MEMBERSHIP IS \$15 A YEAR (U.S.)**

**MEMBERSHIP INCLUDES 6 BI-MONTHLY ISSUES OF DRAGON NEWS,  
THE JOURNAL OF N.O.V.A., AND A YEARLY MEMBERSHIP DIRECTORY.**

**NAME** \_\_\_\_\_

**ADDRESS** \_\_\_\_\_

**PHONE** \_\_\_\_\_

**AGE** \_\_\_\_\_

**SPECIES CURRENTLY MAINTAINED:**

**GENERAL INTERESTS** \_\_\_\_\_

**PREFERENCE OF MEETING TIME AND DAY?** \_\_\_\_\_

**IS THERE A PRODUCT RELATING TO MONITOR LIZARD HUSBANDRY OR  
HOUSING THAT YOU WISH EXISTED BUT CAN'T FIND? (IF YES, EXPLAIN)**

**MAKE CHECK OR MONEY ORDER PAYABLE TO N.O.V.A.**

**MAIL TO:**

**JOHN HOGSTON**

**6001 JAYCOX RD. #211**

**NORTH RIDGEVILLE, OH 44039**

**QUESTIONS? PHONE/FAX# (216) 327-9408**

